

## Diversity Monitoring Report – Appendix D

### Diversity monitoring questions answered

Answered	220
Not answered	12

Male	102
Female	117

### Age

Under 18	0
18 – 24	2
25 – 34	11
35 – 44	21
45 – 54	32
55 – 64	42
65 – 74	58
74+	49

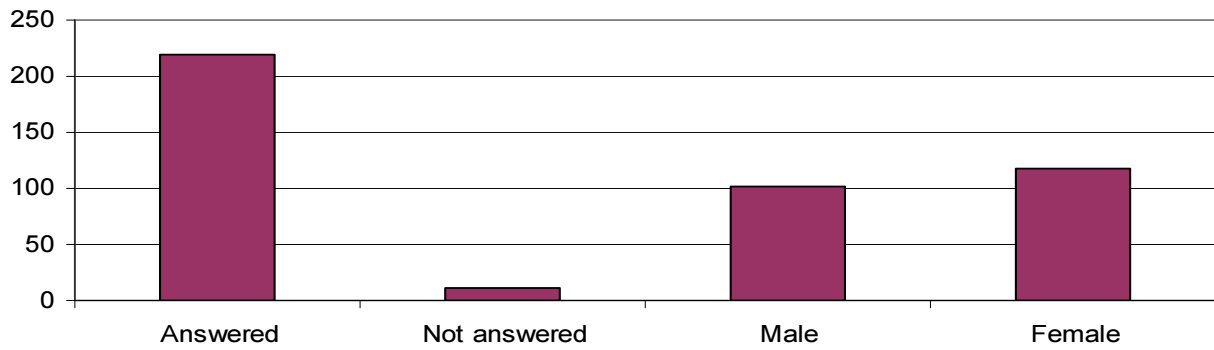
### Ethnic Origin

Asian or Asian British - Indian	1
Asian or Asian British - Pakistani	0
Asian or Asian British – Bangladeshi	0
Asian or Asian British - Other	2
Black or Black British - Caribbean	1
Black or Black British - African	0
Black or Black British - Other	0
Mixed - White & Black Caribbean	0
Mixed - White & Black African	0
Mixed - White & Black Other	0
Mixed - White & Asian	0
Mixed Other	0
Other - Chinese	1
Other - Any ethnic group	0
White - British	184
White - Irish	1
White - Greek/Greek Cypriot	0
White - Turkish/Turkish Cypriot	0
White - Any other	1
Other	

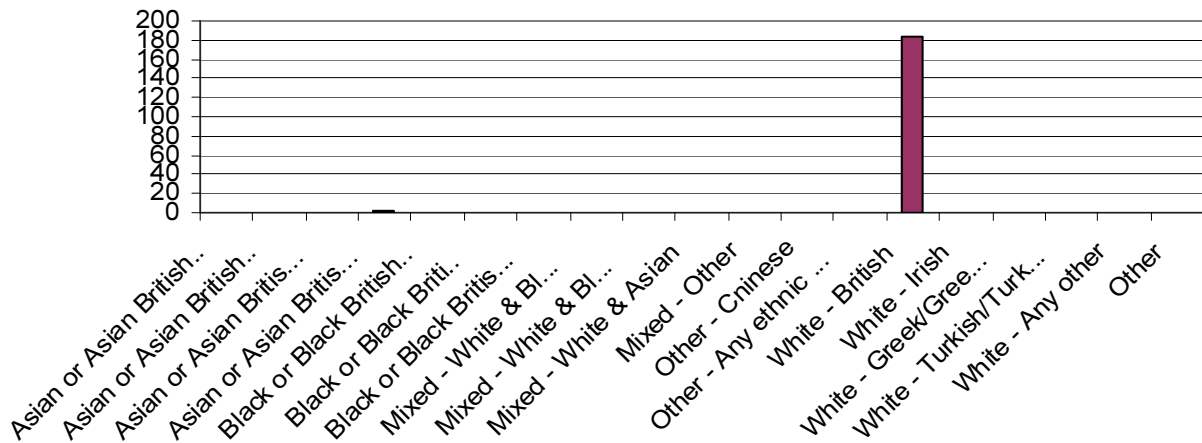
### Disability Type

Hearing	4
Vision	0
Speech	0
Mobility	10
Physical co-ordination	0
Reduced physical capacity	9
Severe disfigurement	0
Learning difficulties	0
Mental illness	0
Other	0

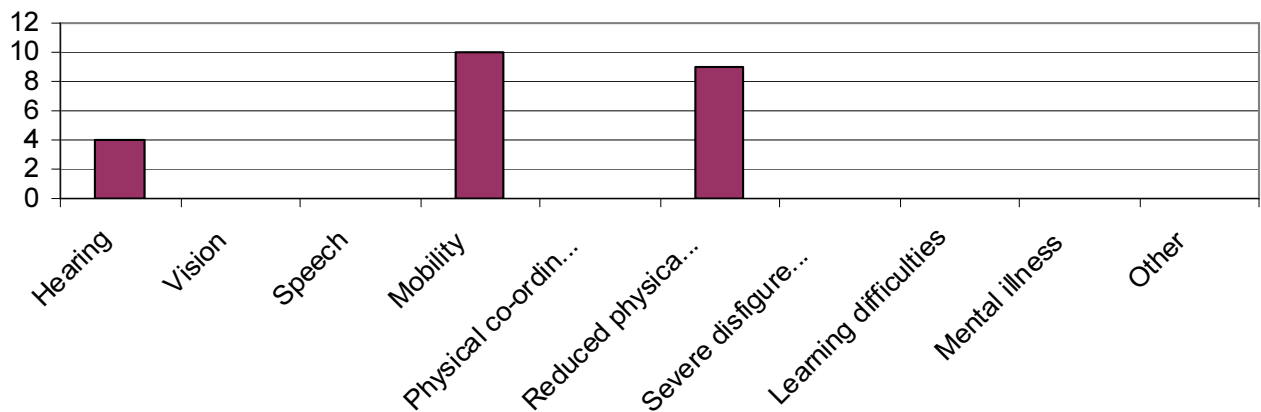
### Diversity monitoring Total number of responses



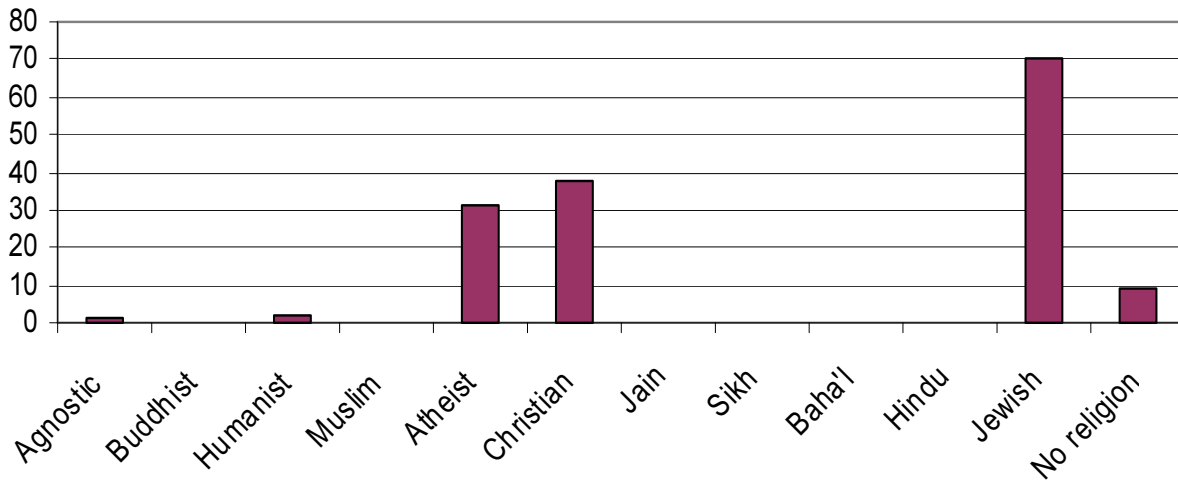
### Diversity monitoring Ethnicity



### Diversity monitoring Disability type



### Diversity monitoring Religion and Belief



### Diversity monitoring Response age range

